










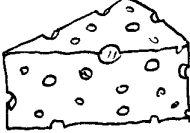









# Board Game 15

## Board Game 15 Topics 28, 29, 30

### How to play

Two to four players place their counters on the starting square. They take turns to flip a coin and move the corresponding number of spaces on the board. They can move one space for heads and two spaces for tails. When a student lands on a square, he/she must name the item. If a student lands on a square with an arrow, he/she will either jump forward or back several squares. The winner is the first student to make it to the finish.

✂

16. 	17. 	18. 	<b>FINISH</b> 
15. 	14. 	13. 	12. 
8. 	9. 	10. 	11. 
7. 	6. 	5. 	4. 
<b>START</b> 	1. 	2. 	3. 